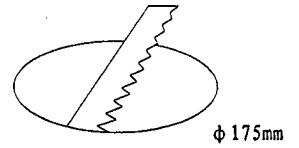



INSTALLATION MANUAL

Please read carefully and keep for further reference!

Technical Data:



Safety precautions:

- Only use the fixtures for lighting purposes with keeping in mind the symbols as prescribed above.
- The fixture should be installed & maintained by a qualified electrician.
- Switch off power supply before installing the fixture into the ceiling.

Installation:

Fig. 1) First connect the fixture to the power supply.

Fig. 2) Install the fixture into the ceiling and adjust the fixture for optimum performance

The product is now ready for operation.

FIG. 1

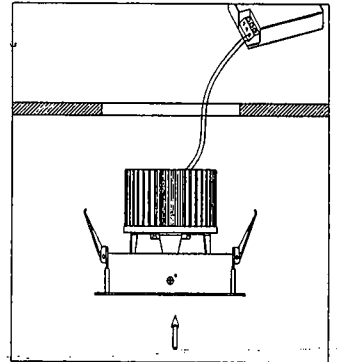


FIG. 2

